

Paramètres généraux

Changement du port par défaut

Dans System > Advanced :

System / **Advanced** / Admin Access ?

Admin Access Firewall & NAT Networking Miscellaneous System Tunables Notifications

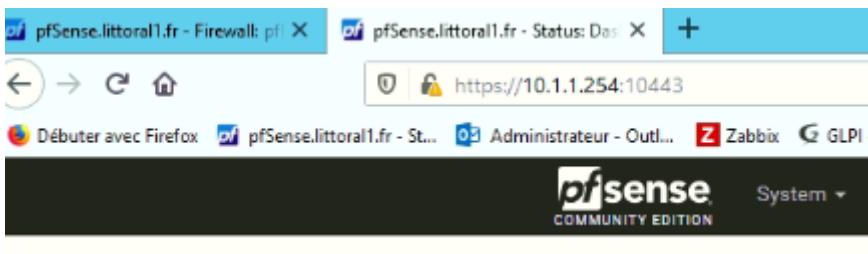
webConfigurator

Protocol ☐ HTTP ☒ HTTPS (SSL/TLS)

SSL/TLS Certificate webConfigurator default (5fbd278403e5d) ▼
Certificates known to be incompatible with use for HTTPS are not included in this list.

TCP port ↕
Enter a custom port number for the webConfigurator above to override the default (80 for HTTP, 443 for HTTPS). Changes will take effect immediately after save.

Max Processes ↕
Enter the number of webConfigurator processes to run. This defaults to 2. Increasing this will allow more users/browsers to access the GUI concurrently.



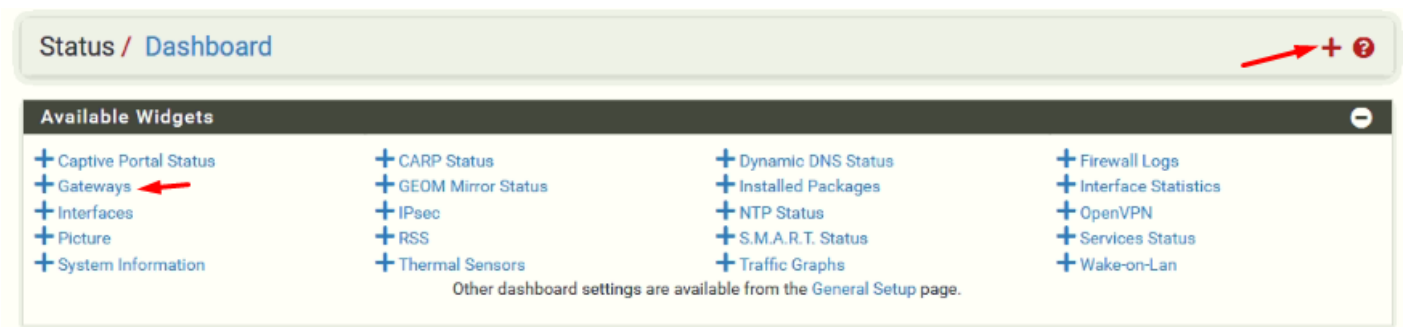
La règle s'est donc modifiée :

| Rules (Drag to Change Order) | | | | | | | | | | | |
|-------------------------------------|---------------|----------|--------|------|-------------|-------------|---------|-------|----------|-------------------|---------|
| <input type="checkbox"/> | States | Protocol | Source | Port | Destination | Port | Gateway | Queue | Schedule | Description | Actions |
| <input checked="" type="checkbox"/> | 2 / 21.76 MiB | * | * | * | LAN Address | 10443 80 | * | * | | Anti-Lockout Rule | |

On coche également cette case. Par défaut, pfsense redirige le port 80 vers le port https.

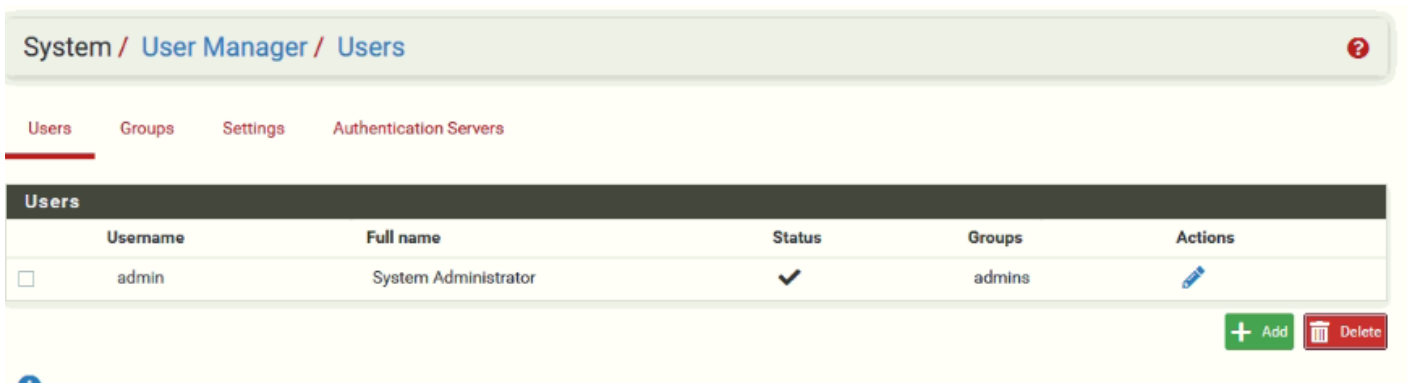
WebGUI redirect ☐ Disable webConfigurator redirect rule
When this is unchecked, access to the webConfigurator is always permitted even on port 80, regardless of the listening port configured. Check this box to disable this automatically added redirect rule.

Ajout de widget au menu principal



Création d'un nouveau compte admin

Il est recommandé de créer un autre compte que "admin".



On désactive ensuite le compte admin.

Changement du nom d'interface

Dans Interfaces > Assignments :

pfSense

COMMUNITY EDITION

System ▾

Interfaces ▾

Firewall ▾

Services ▾

VPN ▾

Status ▾

Interfaces / OPT1 (em2)

General Configuration

Enable

☒ Enable interface

Description

DMZ

Enter a description (name) for the interface here.

IPv4 Configuration Type

Static IPv4 ▾

IPv6 Configuration Type

None ▾

On change la description pour "DMZ".

Revision #3

Created 16 March 2021 19:54:05 by Khroners

Updated 5 July 2021 15:28:36 by Khroners